

This week, we have been learning to read and spell words containing 'ea' saying /ee/.




Level 5

Top Tip


The grapheme 'ea' makes the same sound as 'ee'. There is not a consistent rule for when to use 'ee' or 'ea' so you just need to learn which grapheme to choose.

Picture



leaf

Formation



Finish at the red dot.

Word List

Can you read these words?

preal

seat

keam

bead

sea

meat

least

zeat

heap

gleat

treat

read

Some are real words and some are nonsense words. Circle the real words.

Common Exception Words

Mr

Mrs

Spelling Words

were


there

Home Learning Challenge




Level 5

Can you circle the correct spelling for each picture?



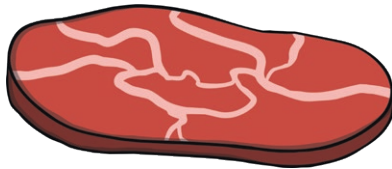
leaf

leef



bea

bee



meat

meet



jeans

jeens



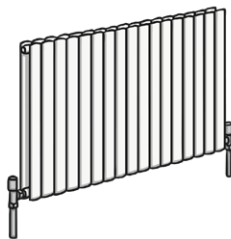
sea

see



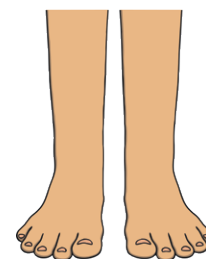
seat

seet



heater

heeter



feat

feet

Focus Sounds

ea saying /ee/

sea bead
read seat
meat heap
treat least

Common Exception Words

were there



Focus Sounds

ea saying /ee/

sea bead
read seat
meat heap
treat least

Common Exception Words

were there



Focus Sounds

ea saying /ee/

sea bead
read seat
meat heap
treat least

Common Exception Words

were there



Focus Sounds

ea saying /ee/

sea bead
read seat
meat heap
treat least

Common Exception Words

were there



Kit's 'Sea Creatures' Book



Level 5

Kit's 'Sea Creatures' book has lots of information in it. Read the captions and match them to the correct picture.

Sea Creature Facts

Seals have flippers.

It is hard to teach tricks to sharks.

Stingrays eat shrimp.

Hermit crabs live in sea snail shells.


A sea slug can eat plankton.




Challenge

Can you circle all of the creatures which have **ea** in their name?


Write a sentence about two of the creatures you have circled.



stingray




seal




shark



hermit crab



shrimp



sea snail



Kit's Book



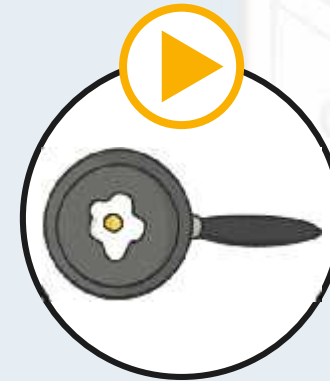



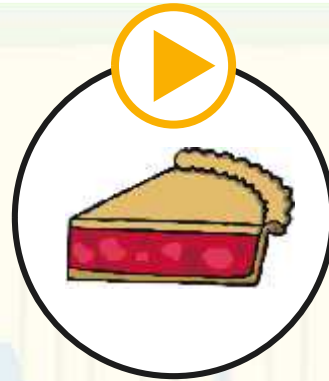
Revisit and Review

Let's revisit last week's focus words...



I'll say them and you write them down!

Revisit and Review



Let's practise Sam's Sounds and Common Exception Words!



day



stobitll



Here are this week's focus words for reading...

Mr
Mrs



Kit's Books

Click on Kit's books to reveal the common exception words and pictures.



Mrs



Today, we are learning
to read words that
contain **ea** saying /ee/.

The graphemes 'e', 'ee' and 'ea' are all used to spell the /ee/ phoneme in words such as 'be', 'bee' and 'bead'. There is not a consistent rule for when to use 'ee' or 'ea' so children will need to learn which grapheme to choose.



Click me for Kit's teaching tips!



Kit and Sam were meant to be getting ready for school but Kit was distracted! “What are you doing?” asked Sam.



Kit turned the book around to show Sam the page he was reading. "This page is all about seals," he said.

Sometimes, **ea** can make the /ee/ sound.
Click on the seals to reveal the **ea** saying /ee/ words.





I Spy ea

Kit discovers that seals sleep in the sea.
Can you spot any **ea** words in the sea?



Practise

seal

meat

teach

sea

read

Apply



“We’d better get going,” said Sam. “We do not want to be late!” Kit shoved the book into his book bag. Kit and Sam set off for school.

Apply



Kit and Sam made it to school just in time! Mr Adams greeted them at the door. Kit excitedly showed Mr Adams his book, 'Sea Creatures'.

Sentence Time

What does Kit say to Mr Adams as he shows him his book? Read the sentence, then click 'Show' to reveal the answer!

The sentence uses the contraction 'I'll'. Can the children read this word? Explain that 'I'll' is a contraction of 'I will'. The apostrophe shows where letters have been taken out to make these two words into one word.



Click me for Kit's teaching tips!

Apply

I'll be the teacher for
the day, **Mr** Adams!

Sound Buttons On/Off

Show





Mr Adams laughed. He told Kit and Sam to line up for the coach. Their class trip to the Sea Park was about to begin! Will everyone enjoy it?


Today, we have learnt...

ea

saying /ee/



The adventure continues next lesson!



Level 5 Plan



Level 5

Week 4	Learning Objectives/Success Criteria <ul style="list-style-type: none"> • Practise recognition and recall of new phase 5 graphemes. • Learn new grapheme ea. • Practise reading and spelling words with consonant blends and grapheme ea. <ul style="list-style-type: none"> • Learn new spelling words were and there. • Practise reading and spelling high-frequency words. • Practise reading and spelling polysyllabic words. • Practise reading sentences and writing sentences.
Date: / /	
Group:	
Focus GPCs 'ea' saying /ee/	
Focus Common Exception Words Mr Mrs (reading) were there (spelling)	

	Lesson 1	Lesson 2	Lesson 3	Lesson 4	Lesson 5
Revisit & Review	Revise all taught level 5 sounds and common exception words using flashcards.	Revise all taught level 5 sounds and common exception words using flashcards.	Revise all taught level 5 sounds and common exception words using flashcards.	Revise all taught level 5 sounds and common exception words using flashcards.	Revise all taught level 5 sounds and common exception words using flashcards.
Teach	Kit's Book Learn to read focus words 'Mr' and 'Mrs'. Introduce GPC 'ea' using story.	The Penguins Practise reading 'ea' words using the story. Learn to read and write some of this week's focus words 'sea', 'bead', 'read', 'seat'.	The Ocean Tunnel Practise writing 'ea' words using the story. Learn to spell focus words 'were' and 'there'.	The Seals Practise writing 'ea' words using the story. Learn to read and write some of this week's focus words 'meat', 'heap', 'treat', 'least'.	The Sea Park Practise reading and writing all focus words from this week: 'Mr', 'Mrs', 'were', 'there', 'sea', 'bead', 'read', 'seat', 'meat', 'heap', 'treat' and 'least'.
Practise	Play 'ea' I Spy game.	Play Jumbled 'ea' words.	Complete 'ea' and 'ee' Shark Sort.	Complete 'ea' Wall Sign Reading Activity.	Correct the 'Shark Facts'.

	Lesson 1	Lesson 2	Lesson 3	Lesson 4	Lesson 5
Apply	Support children to read sentences. 'I'll be the teacher for the day, Mr Adams!'	Support children to read sentences. "They'll eat seafood like fish and squid," said Mrs Pillay.'	Support children to write sentences. 'There are lots of big sharks!'	Support children to write sentences. 'The seal pup is eating fish.'	Write sentences for 'The Sea Park' together.
Follow-Up Activities	Kit's 'Sea Creatures' Book Sea Creatures	Penguin Word Sort Penguin Puppet Craft	Shark Families Newspaper Shark Craft	Sneaky Seals Seal Mask	'The Sea Park' Let's Read Together Minibook 'The Sea Park' Let's Write Together Minibook
Assessment	Can children read the words 'Mr' and 'Mrs'? Can children blend together words containing 'ea'?	Can children blend together words containing 'ea'? Can children read the words 'sea', 'bead', 'read', 'seat'?	Can children spell the focus words 'were' and 'there'? Can children write the words 'sea', 'bead', 'read', 'seat'?	Can the children write the words 'meat', 'heap', 'treat', 'least'?	Can children blend and segment words from this week to read and write a Minibook?

Sea Creatures



Level 5

Create your own sea creatures scene like a page in Kit's book.

1. Cut out the pictures and the labels.
2. Colour the pictures in.
3. Stick the pictures on the blank Sea Creatures page.
4. Match the labels to the correct picture.
5. Stick down the labels.

How many **ea** words did you find?

sea slug

stingray

shark

blobfish

sea snail

hermit crab

